

How to access the Erasmus+ KA122 SCH Application form

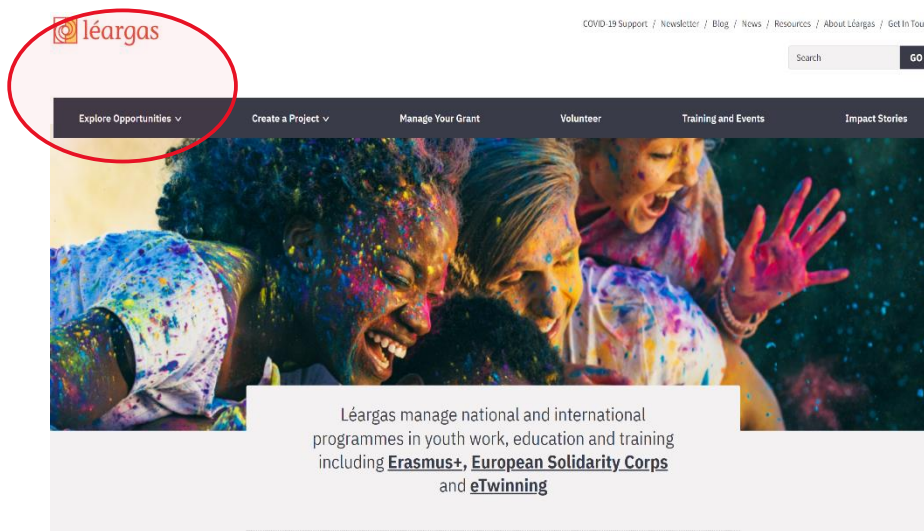
You can access the application form in 2 ways-

Via direct link to the *European Commission* Page- [here](#)

or

Via the 'Léargas' website- see below-

- * Visit www.leargas.ie
- * Under 'Explore opportunities' click on 'school education'

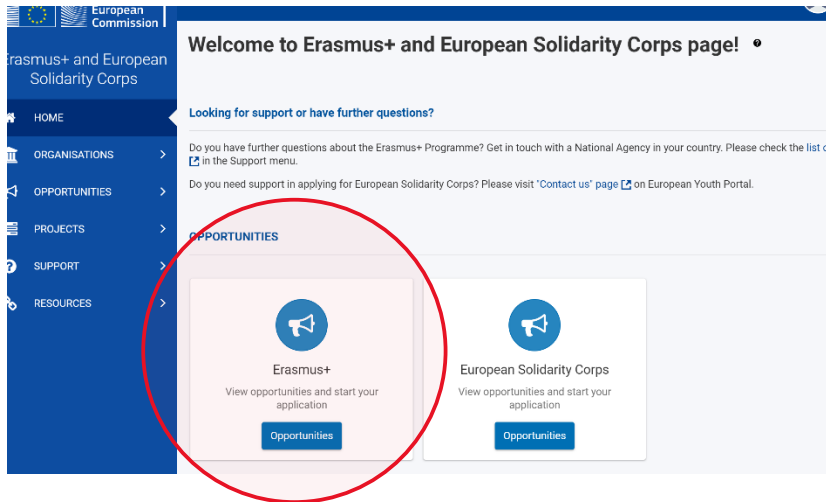


- * Scroll down to the end of the timeline of events visual and click 'apply online'

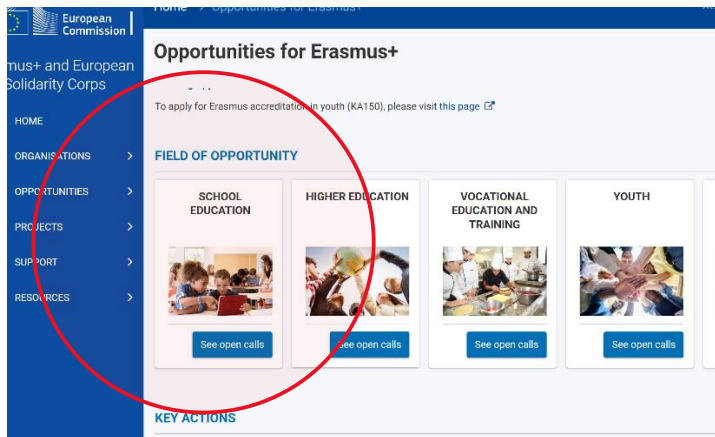


How to access the Erasmus+ KA122 SCH Application form

- * You will be brought to the European Commission page
- * Under 'Opportunities', select Erasmus+ opportunities'

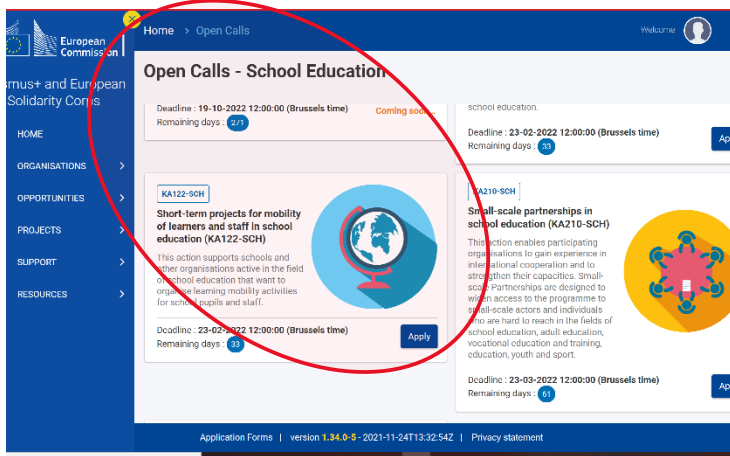


- * Select 'School education' under 'Field of opportunity'
- * Select 'See open calls'



How to access the Erasmus+ KA122 SCH Application form

- * You will be brought to a list of current 'Open calls'
- * Select 'KA122-SCH' - 'apply'
- * Begin to fill in the form section by section.



The screenshot displays the 'Open Calls - School Education' page. A red circle highlights the 'KA122-SCH' call. The call details are as follows:

Call Reference	Title	Deadline	Remaining days	Action
KA122-SCH	Short-term projects for mobility of learners and staff in school education (KA122-SCH)	23-02-2022 12:00:00 (Brussels time)	33	Apply
KA210-SCH	Small-scale partnerships in school education (KA210-SCH)	23-03-2022 12:00:00 (Brussels time)	61	Apply